









Swivel castor:

478a 14R200e ZPK

RHOMBUS 



## Technical data

Diameter		200 mm
Tread width		50 mm
Height		248 mm
Offset		58 mm
Top plate dimensions		138x109 mm
Top plate hole diameter		11 mm
Dist. between holes		105x75/80 mm
Load capacity		350 kg

## Technical description

heavy sheet steel housing zinc passivated

special swivel head with double ball race

triple-bolted to fork head

maintenance-free permanently grease filled in fork head, zinc passivated

protected against dust and water by sealed swivel head

screw-on directional lock <<ASL 478>> is available optionally (can be ordered separately as accessory)



## Wheel

elastic solid rubber tyre black (Shore A 67)

vulcanised firmly on plastic wheel centre black

roller bearing