










Swivel castor with total brake mounted in front:

441i 14R125e ZPK



Technical data

Diameter		125 mm
Tread width		40 mm
Height		161 mm
Offset		48 mm
Top plate dimensions		138x109 mm
Top plate hole diameter		11 mm
Dist. between holes		105x75/80 mm
Load capacity		160 kg
Weight		2276 g

Technical description

stable sheet steel design and proven technology

easy running double ball bearing for good manoeuvrability

wide choice of wheels for different areas of application



Wheel

elastic solid rubber tyre black (Shore A 67)

vulcanised firmly on plastic wheel centre black

roller bearing