









Fixed castor:

439a 07R160c ZPK



## Technical data

Diameter		160 mm
Tread width		28 mm
Height		197 mm
Top plate dimensions		138x109 mm
Top plate hole diameter		11 mm
Dist. between holes		105x75/80 mm
Load capacity		135 kg
Weight		1676 g

## Technical description

stable sheet steel design and proven technology

wide choice of wheels for different areas of application

zinc passivated



## Wheel

solid rubber tyre black (Shore A 80)

plastic wheel centre

roller bearing