









Swivel castor:

441a 08R200c ZPK



Technical data

Diameter		200 mm
Tread width		31 mm
Height		237 mm
Offset		58 mm
Top plate dimensions		138x109 mm
Top plate hole diameter		11 mm
Dist. between holes		105x75/80 mm
Load capacity		205 kg
Weight		3331 g

Technical description

stable sheet steel design and proven technology

easy running double ball bearing for good manoeuvrability

wide choice of wheels for different areas of application

starting from wheel diameter 150/160 mm a screw-on directional lock <<ASLaZ>> is available optionally (can be ordered separately as accessory)



Wheel

solid rubber tyre black (Shore A 80)

sheet steel metal rim zinc passivated

roller bearing