









Fixed castor:

438a 00R065z ZPS

RHOMBUS 



## Technical data

Diameter		65 mm
Tread width		33 mm
Height		88 mm
Top plate dimensions		95x54 mm
Top plate hole diameter		6,5 mm
Dist. between holes		71x24 mm
Load capacity		100 kg
Weight		230 g

## Technical description

sheet steel metal housing

zinc passivated

wheel axis screwed-on



## Wheel

polypropylene black

roller bearing