










Swivel castor:

440a 00R100z ZPS



Technical data

Diameter		100 mm
Tread width		40 mm
Height		125 mm
Offset		20 mm
Top plate dimensions		133x104 mm
Top plate hole diameter		8,5 mm
Dist. between holes		104X77 mm
Load capacity		200 kg
Weight		1035 g

Technical description

sheet steel metal housing

zinc passivated

swivel bearing with double ball race

wheel axis screwed-on



Wheel

polypropylene black

roller bearing