










Swivel castor:

440a 00R080z ZPS



Technical data

Diameter		80 mm
Tread width		33 mm
Height		100 mm
Offset		20 mm
Top plate dimensions		102x79 mm
Top plate hole diameter		8,5 mm
Dist. between holes		85x60 mm
Load capacity		125 kg
Weight		541 g

Technical description

sheet steel metal housing

zinc passivated

swivel bearing with double ball race

wheel axis screwed-on



Wheel

polypropylene black

roller bearing