

Swivel castor with wheel locking brake:







288b 34G075v KS02

On request

RHOMBUS 



## Technical data

|               |   |          |
|---------------|---|----------|
| Diameter      |    | 75 mm    |
| Tread width   |    | 2x13 mm  |
| Height        |    | 81 mm    |
| Offset        |    | 24 mm    |
| Stem size     |    | 11x20 mm |
| Load capacity |  | 50 kg    |

## Technical description

housing and wheel made of polyamide (PA-RAL 7035)

attachments zinc-plated

## Wheel

wheel bandage of polyurethane (PU-RAL 7015)

soft running surface (for hard floors)