









Swivel castor with total brake mounted behind:

BPPF 1251 5100-8 (Performa)



Technical data

Diameter		125 mm
Tread width		40 mm
Height		156 mm
Offset		32 mm
Top plate dimensions		105x85 mm
Top plate hole diameter		9,6 mm
Dist. between holes		80x60 mm
Load capacity		150 kg

Technical description

Swivel fork of deep drawn zinc-coated steel,
swivel bearing with double ball race way and
sealing (excluded the bolt hole fixing plate) with a
total lock brake



Wheel

Dark grey Polypropylene wheel with grey rubber
tyre

(Performa, Shore A 65 - 70) with one deep groove
ball bearing