

Swivel castor:








441a 00G065xZPH-BH90

On request

RHOMBUS 



Technical data

Diameter		65 mm
Tread width		32 mm
Height		90 mm
Top plate dimensions		104x80 mm
Top plate hole diameter		9 mm
Dist. between holes		72x52/80x60 mm
Brake swivel radius		37,5 mm
Load capacity		90 kg

Technical description

stable sheet steel design and proven technology

easy running double ball bearing for good manoeuvrability

wide choice of wheels for different areas of application



Wheel

polyamide black

plain bearing