











Swivel castor with total brake mounted behind:

BPRG 1607 6443



Technical data

Diameter		160 mm
Wheel width		50 mm
Hub length		64 mm
Height		195 mm
Offset		53 mm
Wheel axle diameter		20 mm
Bolt hole diameter		12 mm
Brake swivel radius		176 mm
Load capacity		300 kg
Weight		1.2 kg

Technical description

Swivel fork of deep drawn zinc-coated steel,

swivel bearing with double ball race way and sealing (excluded the bolt hole fixing plate) with a total lock brake



Wheel

Glass fibre reinforced polyamide wheel with grey rubber tyre

(Shore A 65) with two deep groove ball bearings