











Swivel castor:

JSAU 1603 6440 R



Technical data

| | | |
|-------------------------|---|----------------|
| Diameter |  | 160 mm |
| Wheel width |  | 50 mm |
| Hub length |  | 60 mm |
| Height |  | 195 mm |
| Offset |  | 55 mm |
| Top plate dimensions |  | 135 x 112 mm |
| Top plate hole diameter |  | 11 mm |
| Dist. between holes |  | 105 x 75/80 mm |
| Brake swivel radius |  | 145 mm |
| Load capacity |  | 500 kg |

Technical description

Swivel fork of deep drawn zinc-coated steel
Swivelhead with sealed precision ball bearing and a grease nipple



Wheel

Aluminium wheels with bonded-on round polyurethane tyre (Shore A 92) with two deep groove ball bearings and steel collar bushes external diameter 15/20/25 mm to internal 8/10/12 mm. Operating temperatures from -20°C to + 80°C