













# Swivel castor: JBRG 2003 6443



## Technical data

Diameter		200 mm
Wheel width		50 mm
Hub length		64 mm
Height		235 mm
Offset		60 mm
Wheel axle diameter		20 mm
Top plate dimensions		135 x 112 mm
Top plate hole diameter		11 mm
Dist. between holes		105 x 75/80 mm
Brake swivel radius		145 mm
Load capacity		380 kg
Weight		3.1 kg

## Technical description

Swivel fork of deep drawn zinc-coated steel  
Swivelhead with sealed precision

ball bearings and a grease nipple



## Wheel

Glass fibre reinforced polyamide wheel with grey rubber tyre

(Shore A 65) with two deep groove ball bearings