









Fixed castor:

FWCU 1753 6035



Technical data

Diameter		175 mm
Wheel width		35 mm
Height		248 mm
Offset		57 mm
Top plate dimensions		135x110 mm
Top plate hole diameter		13 mm
Dist. between holes		105x80 mm
Load capacity		600 kg

Technical description

Heavy duty rigid fork for dual wheels, in extra thick pressed and welded steel. Black lacquered.



Wheel

Cast iron wheel with bonded-on polyurethane tyre (Shore A 92) with two taper roller bearings