







Swivel castor with total brake mounted behind:

**BXPU 2007 6443**



## Technical data

Diameter		200 mm
Hub length		64 mm
Height		235 mm
Offset		53 mm
Wheel axle diameter		20 mm
Threaded stem size		50 mm
Load capacity		500 kg
Weight		2.94 kg

## Technical description

Swivel fork of deep drawn stainless steel

Swivel bearing with double ball race and sealring  
with a total lock brake



## Wheel

Polyamide wheel with polyurethane tyre

(Shore A 96) with two deep groove ball bearings