







Wheel:

WHPG 1602 6553/N=60



Technical data

Diameter		160 mm
Wheel width		40 mm
Hub length		60 mm
Wheel axle diameter		25 mm
Load capacity		175 kg
Weight		0.9 kg

Wheel

Polyamide wheel with grey rubber tyre

(Shore A 85) and two deep groove ball bearings