







Wheel:

WHCN 1003 6151



Technical data

Diameter		100 mm
Wheel width		40 mm
Hub length		45 mm
Wheel axle diameter		15 mm
Load capacity		250 kg
Weight		1.5 kg

Wheel

Cast iron wheel with two deep groove ball bearings