







Wheel:

WHAU 1603 6440



Technical data

| | | |
|---------------------|---|----------|
| Diameter |  | 160 mm |
| Wheel width |  | 50 mm |
| Hub length |  | 62 mm |
| Wheel axle diameter |  | 20/12 mm |
| Load capacity |  | 600 kg |
| Weight |  | 1.1 kg |

Wheel

Aluminium wheels with bonded-on polyurethane tyre (Shore A 92) with two deep groove ball bearings and steel collar bushes external diameter 15/20/25 mm to internal 8/10/12 mm. Operating temperatures from -20°C to + 80°C