







Wheel:

WFCN 1503 6000



## Technical data

Diameter		150 mm
Wheel width		50 mm
Hub length		64 mm
Wheel axle diameter		20 mm
Load capacity		900 kg
Weight		3.2 kg

## Wheel

Cast iron wheel with two deep groove ball bearings