












## Swivel castor with wheel locking brake:

JXPU 1252 7000/B



## Technical data

|                         |                                                                                       |             |
|-------------------------|---------------------------------------------------------------------------------------|-------------|
| Diameter                |    | 125 mm      |
| Wheel width             |    | 35 mm       |
| Hub length              |    | 45 mm       |
| Height                  |    | 160 mm      |
| Offset                  |    | 45 mm       |
| Top plate dimensions    |    | 105 x 85 mm |
| Top plate hole diameter |    | 9 mm        |
| Dist. between holes     |   | 80 x 60 mm  |
| Brake swivel radius     |  | 120 mm      |
| Load capacity           |  | 250 kg      |
| Weight                  |  | 1.1 kg      |

## Technical description

Swivel fork of deep drawn stainless steel with wheel brake.

Swivelhead with sealed precision ball bearing, grease nipple

and O-ring seal. In case of extreme conditions

(like frequent jet cleaning) maintenance by relubrication

is necessary



## Wheel

Polyamide wheel with polyurethane tyre

(Shore A 96) with one deep groove stainless steel ball bearing