













Swivel castor: JXPP 1251 1100



Technical data

Diameter		125 mm
Wheel width		40 mm
Hub length		45 mm
Height		156 mm
Offset		35 mm
Wheel axle diameter		12 mm
Top plate dimensions		105 x 80 mm
Top plate hole diameter		9 mm
Dist. between holes		80 x 60 mm
Brake swivel radius		135 mm
Load capacity		180 kg
Weight		0.8 kg

Technical description

Swivel fork of deep drawn stainless steel
Swivel bearing with double ball race



Wheel

White Polypropylene wheel
with a plain bearing