













## Swivel castor with wheel locking brake:

### JXPG 1002 6153/B



## Technical data

|                         |   |             |
|-------------------------|---|-------------|
| Diameter                |    | 100 mm      |
| Wheel width             |    | 30 mm       |
| Hub length              |    | 45 mm       |
| Height                  |    | 130 mm      |
| Offset                  |    | 40 mm       |
| Wheel axle diameter     |    | 15 mm       |
| Top plate dimensions    |    | 105 x 85 mm |
| Top plate hole diameter |   | 9 mm        |
| Dist. between holes     |  | 80 x 60 mm  |
| Brake swivel radius     |  | 120 mm      |
| Load capacity           |  | 80 kg       |
| Weight                  |  | 1.4 kg      |

## Technical description

Swivel fork of deep drawn stainless steel with wheel brake.

Swivelhead with sealed precision ball bearing, grease nipple

and O-ring seal. In case of extreme conditions

(like frequent jet cleaning) maintenance by relubrication

is necessary



## Wheel

Polyamide wheel with grey rubber tyre

(Shore A 85) and two deep groove ball bearings