












Swivel castor with wheel locking brake:

JXPC 2003 6443/B



Technical data

| | | |
|-------------------------|---|----------------|
| Diameter |  | 200 mm |
| Wheel width |  | 50 mm |
| Hub length |  | 64 mm |
| Height |  | 235 mm |
| Offset |  | 60 mm |
| Top plate dimensions |  | 135 x 112 mm |
| Top plate hole diameter |  | 11 mm |
| Dist. between holes |  | 105 x 75,80 mm |
| Brake swivel radius |  | 145 mm |
| Load capacity |  | 250 kg |
| Weight |  | 3.54 kg |

Technical description

Swivel fork of deep drawn stainless steel with wheel brake.

Swivelhead with sealed precision ball bearing, grease nipple

and O-ring seal. In case of extreme conditions

(like frequent jet cleaning) maintenance by relubrication

is necessary



Wheel

Dark grey Polypropylene wheel with grey antistatic rubber tyre

(Performa, Shore A 65 - 70) with two steel deep groove ball bearings