













Swivel castor: JTPN 1002 2101



Technical data

| | | |
|-------------------------|---------------------------------------------------------------------------------------|---------------|
| Diameter |  | 100 mm |
| Wheel width |  | 32 mm |
| Hub length |  | 48 mm |
| Height |  | 130 mm |
| Offset |  | 40 mm |
| Wheel axle diameter |  | 15 mm |
| Top plate dimensions |  | 105 x 86 mm |
| Top plate hole diameter |  | 9 mm |
| Dist. between holes |  | 80/77 x 60 mm |
| Brake swivel radius |  | 134 mm |
| Load capacity |  | 250 kg |
| Weight |  | 1.2 kg |

Technical description

Swivel fork of deep drawn zinc-coated steel Swivel bearing with double ball raceways and sealing an extra sturdy

plate (4 mm) and fork legs (3.5 mm) for even higher load capacity



Wheel

Polyamide wheel with roller bearing