












# Swivel castor: JTAB 2003 6440



## Technical data

Diameter		200 mm
Wheel width		50 mm
Hub length		62 mm
Height		238 mm
Offset		53 mm
Top plate dimensions		135 x 110 mm
Top plate hole diameter		11 mm
Dist. between holes		105 x 75/80 mm
Brake swivel radius		160 mm
Load capacity		450 kg
Weight		3.4 kg

## Technical description

Swivel fork of deep drawn zinc-coated steel Swivel bearing with double ball raceways and sealing an extra sturdy

plate (4 mm) and fork legs (3.5 mm) for even higher load capacity



## Wheel

Aluminium wheels with black rubber tyre (Shore A 72) with two deep groove ball bearings and steel collar bushes external diameter 15/20/25 mm to internal 8/10/12 mm. Operating temperatures from -20°C to + 80°C