













Swivel castor:

JSTB 1253 6443



## Technical data

|                         |   |                |
|-------------------------|---|----------------|
| Diameter                |    | 125 mm         |
| Wheel width             |    | 54 mm          |
| Hub length              |    | 64 mm          |
| Height                  |    | 160 mm         |
| Offset                  |    | 50 mm          |
| Wheel axle diameter     |    | 20 mm          |
| Top plate dimensions    |    | 135 x 112 mm   |
| Top plate hole diameter |   | 11 mm          |
| Dist. between holes     |  | 105 x 75,80 mm |
| Brake swivel radius     |  | 145 mm         |
| Load capacity           |  | 240 kg         |
| Weight                  |  | 2.5 kg         |

## Technical description

Swivel fork of deep drawn zinc-coated steel  
Swivelhead with sealed precision ball bearing and a grease nipple



## Wheel

Glass fibre reinforced polyamide hub, with fully elastic black rubber tyre

(Shore A 65) and two deep groove ball bearings