












Swivel castor: JSPR 2003 6443



Technical data

Diameter		200 mm
Wheel width		50 mm
Hub length		64 mm
Height		235 mm
Offset		60 mm
Top plate dimensions		135 x 112 mm
Top plate hole diameter		11 mm
Dist. between holes		105 x 75,80 mm
Brake swivel radius		145 mm
Load capacity		300 kg
Weight		3.05 kg

Technical description

Swivel fork of deep drawn zinc-coated steel
Swivelhead with sealed precision ball bearing and a grease nipple



Wheel

Dark grey Polypropylene wheel with blue elastic tyre

(Performa, Shore A 65 - 70) with two deep groove ball bearings