












Swivel castor: JSPR 1252 5000



Technical data

Diameter		125 mm
Wheel width		40 mm
Hub length		45 mm
Height		160 mm
Offset		45 mm
Top plate dimensions		105 x 85 mm
Top plate hole diameter		9 mm
Dist. between holes		80 x 60 mm
Brake swivel radius		120 mm
Load capacity		180 kg
Weight		0.95 kg

Technical description

Swivel fork of deep drawn zinc-coated steel
Swivelhead with sealed precision ball bearing and a grease nipple



Wheel

Dark grey Polypropylene wheel with a blue elastic rubber tyre (Performa, Shore A 65 - 70) with one deep groove ball bearing