











Swivel castor: JSPR 1002 5000



Technical data

Diameter		100 mm
Wheel width		32 mm
Hub length		45 mm
Height		130 mm
Offset		40 mm
Top plate dimensions		105 x 85 mm
Top plate hole diameter		9 mm
Dist. between holes		80 x 60 mm
Brake swivel radius		120 mm
Load capacity		150 kg
Weight		0.81 kg

Technical description

Swivel fork of deep drawn zinc-coated steel
Swivelhead with sealed precision ball bearing and a grease nipple



Wheel

Dark grey Polypropylene wheel with a blue elasticrubber tyre (Performa, Shore A 65 - 70) with one deep groove ball bearing