












Swivel castor with wheel locking brake:

JSPB 1002 5000/B



Technical data

| | | |
|-------------------------|---|-------------|
| Diameter |  | 100 mm |
| Wheel width |  | 35 mm |
| Hub length |  | 45 mm |
| Height |  | 130 mm |
| Offset |  | 40 mm |
| Top plate dimensions |  | 105 x 85 mm |
| Top plate hole diameter |  | 9 mm |
| Dist. between holes |  | 80 x 60 mm |
| Brake swivel radius |  | 120 mm |
| Load capacity |  | 150 kg |
| Weight |  | 1.4 kg |

Technical description

Swivel fork of deep drawn zinc-coated steel with wheel brake. Swivelhead with sealed precision

ball bearing and a grease nipple



Wheel

Polyamide wheel with blue rubber tyre

(Shore A 70) with one deep groove ball bearing