













## Swivel castor with wheel locking brake:

JSCV 0803 6151/B



## Technical data

Diameter		80 mm
Wheel width		30 mm
Hub length		45 mm
Height		110 mm
Offset		35 mm
Wheel axle diameter		15 mm
Top plate dimensions		105 x 85 mm
Top plate hole diameter		9 mm
Dist. between holes		80 x 60 mm
Brake swivel radius		120 mm
Load capacity		210 kg
Weight		1.5 kg

## Technical description

Swivel fork of deep drawn zinc-coated steel with wheel brake. Swivelhead with sealed precision

ball bearing and a grease nipple



## Wheel

Cast iron wheel with bonded-on Vulkollan tyre (Shore A 92) with two ball bearings