












Swivel castor: JPPR 0801 5100



Technical data

Diameter		80 mm
Wheel width		32 mm
Hub length		42 mm
Height		105 mm
Offset		38 mm
Top plate dimensions		105 x 85 mm
Top plate hole diameter		9.6 mm
Dist. between holes		80 x 60 mm
Brake swivel radius		113 mm
Load capacity		120 kg
Weight		0.54 kg

Technical description

Swivel fork of deep drawn zinc-coated steel,
swivel bearing with double ball race way
and sealring (excluded the bolt hole fixing plate)



Wheel

Dark grey Polypropylene wheel with a blue elastic rubber tyre (Performa, Shore A 65-70) with one deep groove ball bearing