












Swivel castor with wheel locking brake:

JBPH 2003 6443/B



Technical data

Diameter		200 mm
Wheel width		50 mm
Hub length		64 mm
Height		235 mm
Offset		60 mm
Top plate dimensions		135 x 112 mm
Top plate hole diameter		11 mm
Dist. between holes		105 x 75,80 mm
Brake swivel radius		145 mm
Load capacity		1000 kg
Weight		4 kg

Technical description

Swivel fork of deep drawn zinc-coated steel
with wheel brake. Swivelhead with sealed precision

ball bearings and a grease nipple



Wheel

Polyamide wheel with two deep groove ball bearings