












# Swivel castor: JBAU 1253 6440



## Technical data

|                         |   |                |
|-------------------------|---|----------------|
| Diameter                |    | 125 mm         |
| Wheel width             |    | 50 mm          |
| Hub length              |    | 62 mm          |
| Height                  |    | 160 mm         |
| Offset                  |    | 50 mm          |
| Top plate dimensions    |    | 135 x 112 mm   |
| Top plate hole diameter |    | 11 mm          |
| Dist. between holes     |   | 105 x 75,80 mm |
| Brake swivel radius     |  | 145 mm         |
| Load capacity           |  | 450 kg         |
| Weight                  |  | 3.4 kg         |

## Technical description

Swivel fork of deep drawn zinc-coated steel  
Swivelhead with sealed precision

ball bearings and a grease nipple



## Wheel

Aluminium wheels with bonded-on polyurethane tyre (Shore A 92) with two deep groove ball bearings and steel collar bushes external diameter 15/20/25 mm to internal 8/10/12 mm. Operating temperatures from -20°C to + 80°C