











Swivel castor with total brake mounted behind:

**BXPP 0805 1000**



## Technical data

Diameter		80 mm
Wheel width		32 mm
Hub length		40 mm
Height		105 mm
Offset		33 mm
Wheel axle diameter		12 mm
Bolt hole diameter		12.5 mm
Brake swivel radius		135 mm
Load capacity		150 kg
Weight		0.9 kg

## Technical description

Swivel fork of deep drawn stainless steel

Swivel bearing with double ball race and sealring  
with a total lock brake



## Wheel

White Polypropylene wheel

with a plain bearing