












Swivel castor with total brake mounted behind:

BXPC 1001 7100



Technical data

| | | |
|-------------------------|---|-------------|
| Diameter |  | 100 mm |
| Wheel width |  | 32 mm |
| Hub length |  | 42 mm |
| Height |  | 128 mm |
| Offset |  | 38 mm |
| Top plate dimensions |  | 105 x 85 mm |
| Top plate hole diameter |  | 9.6 mm |
| Dist. between holes |  | 80 x 60 mm |
| Brake swivel radius |  | 128 mm |
| Load capacity |  | 120 kg |
| Weight |  | 0.77 kg |

Technical description

Swivel fork of deep drawn stainless steel

Swivel bearing with double ball race and sealring

with a total lock brake



Wheel

Dark grey Polypropylene wheel with grey antistatic rubber tyre

(Performa, Shore A 65 - 70) with one stainless steel deep groove ball bearing