











Swivel castor with total brake mounted behind:

BTRB 1255 5000



Technical data

Diameter		125 mm
Wheel width		35 mm
Hub length		48 mm
Height		151 mm
Offset		42.5 mm
Wheel axle diameter		10 mm
Bolt hole diameter		12 mm
Brake swivel radius		134 mm
Load capacity		200 kg
Weight		1.2 kg

Technical description

Swivel fork of deep drawn zinc-coated steel

Swivel bearing with double ball raceways and sealring

with total lock brake and an extra sturdy

plate (4 mm) and fork legs (3.5 mm)

for even higher load capacity



Wheel

Glass fibre reinforced polyamide wheel with black rubber tyre

(Shore A 65) with one deep groove ball bearing