











Swivel castor with total brake mounted behind:

BPPM 0805 2000



Technical data

| | | |
|---------------------|---|---------|
| Diameter |  | 80 mm |
| Wheel width |  | 25 mm |
| Hub length |  | 40 mm |
| Height |  | 105 mm |
| Offset |  | 38 mm |
| Wheel axle diameter |  | 12 mm |
| Bolt hole diameter |  | 12.3 mm |
| Brake swivel radius |  | 108 mm |
| Load capacity |  | 50 kg |
| Weight |  | 0.7 kg |

Technical description

Swivel fork of deep drawn zinc-coated steel,

swivel bearing with double ball race way and sealring (excluded the bolt hole fixing plate) with a total lock brake



Wheel

Polypropylene wheel with black rubber tyre (Shore A 85) and roller bearing