





Swivel castor with total brake mounted behind:

**BPPB 1005 5000**



## Technical data

Diameter		100 mm
Wheel width		35 mm
Hub length		42 mm
Height		128 mm
Offset		34 mm
Bolt hole diameter		12 mm
Brake swivel radius		128 mm
Load capacity		150 kg
Weight		1.1 kg

## Technical description

Swivel fork of deep drawn zinc-coated steel,

swivel bearing with double ball race way and sealring (excluded the bolt hole fixing plate) with a total lock brake



## Wheel

Polyamide wheel with blue rubber tyre

(Shore A 70) with one deep groove ball bearing