





Fixed castor:

TFH 250 NY2H



Technical data

Diameter		250 mm
Tread width		60 mm
Height		303 mm
Top plate dimensions		150x115 mm
Top plate hole diameter		12/10 mm
Dist. between holes		120/105x60/75 mm
Load capacity		1500 kg

Technical description

heavy steel welded construction

zinc passivated

