









Swivel castor:

340a 29G125r ZPC-5

On request



## Technical data

Diameter		125 mm
Tread width		27 mm
Height		157 mm
Offset		45 mm
Top plate dimensions		76x76 mm
Top plate hole diameter		8,5 mm
Dist. between holes		55x55 mm
Load capacity		120 kg

## Technical description

sheet steel metal housing  
swivel bearing with double ball race  
zinc passivated

## Wheel

thermoplastic elastomer tyre (TPE) iron grey RAL 7011 (Shore A 80)  
plastic wheel centre silver grey RAL7001  
without thread guard  
plain bearing  
Contact discoloration on unsealed grounds possible!>>