







Swivel castor with total brake mounted behind:

441h 07R160c ZLD-5

On request



## Technical data

|                    |  |         |
|--------------------|--|---------|
| Diameter           |   | 160 mm  |
| Tread width        |   | 30 mm   |
| Height             |   | 189 mm  |
| Offset             |   | 57 mm   |
| Bolt hole diameter |   | 16,5 mm |
| Load capacity      |  | 140 kg  |

## Technical description

Stable sheet steel design and proven technology

Easy running double ball bearing for good manoeuvrability

Sealing ring in swivel head



## Wheel

solid rubber tyre black (Shore A 80)

plastic wheel centre

roller bearing