







Swivel castor with total brake mounted behind:

441h 07R100c ZLD-5

On request



## Technical data

Diameter		100 mm
Tread width		22 mm
Height		127 mm
Offset		39 mm
Bolt hole diameter		12,5 mm
Load capacity		75 kg

## Technical description

Stable sheet steel design and proven technology

Easy running double ball bearing for good manoeuvrability

Sealing ring in swivel head



## Wheel

solid rubber tyre black (Shore A 80)

plastic wheel centre

roller bearing