

Swivel castor:







441a 07R200c ZLD-5

On request

RHOMBUS 



## Technical data

Diameter		200 mm
Tread width		30 mm
Height		227 mm
Offset		62 mm
Bolt hole diameter		16,5 mm
Load capacity		200 kg

## Technical description

Stable sheet steel design and proven technology

Easy running double ball bearing for good manoeuvrability

Sealing ring in swivel head

## Wheel

solid rubber tyre black (Shore A 80)

plastic wheel centre

roller bearing