

Swivel castor with total brake mounted behind:







441h 08R100c ZLD-5

On request



RHOMBUS

Technical data

Diameter		100 mm
Tread width		22 mm
Height		127 mm
Offset		39 mm
Bolt hole diameter		12,5 mm
Load capacity		90 kg

Technical description

Stable sheet steel design and proven technology

Easy running double ball bearing for good manoeuvrability

Sealing ring in swivel head



Wheel

solid rubber tyre black (Shore A 80)

sheet steel metal rim zinc passivated

roller bearing