

Swivel castor:







441a 08R125c ZLD-5

On request

RHOMBUS 



Technical data

Diameter		125 mm
Tread width		28 mm
Height		149 mm
Offset		35 mm
Bolt hole diameter		12,5 mm
Load capacity		120 kg

Technical description

Stable sheet steel design and proven technology

Easy running double ball bearing for good manoeuvrability

Sealing ring in swivel head

Wheel

solid rubber tyre black (Shore A 80)

sheet steel metal rim zinc passivated

roller bearing