









Swivel castor with total brake mounted behind:

441h 07R125c ZPH-5

On request



## Technical data

Diameter		125 mm
Tread width		28 mm
Height		152 mm
Offset		35 mm
Top plate dimensions		100x80 mm
Top plate hole diameter		9 mm
Dist. between holes		80x60 mm
Load capacity		120 kg

## Technical description

Stable sheet steel design and proven technology

Easy running double ball bearing for good manoeuvrability

Sealing ring in swivel head



## Wheel

solid rubber tyre black (Shore A 80)

plastic wheel centre

roller bearing