

Swivel castor:







357a 29K125r Z622-5

On request

RHOMBUS 



## Technical data

Diameter		125 mm
Tread width		32 mm
Height		163,5 mm
Offset		41 mm
Stem size		28x44,5 mm
Load capacity		110 kg

## Technical description

sheet steel metal housing

swivel bearing with double ball race

zinc passivated

also available with bolt hole LC (10,5 mm)  
and swivel castors with directional brake (357r)

## Wheel

thermoplastic elastomer tyre (TPE) iron grey RAL 7011 (Shore A 80)

plastic wheel centre and thread guard silver grey RAL7001

precision ball bearing

Contact discoloration on unsealed grounds possible!>>