

Swivel castor:







357a 29K100r Z622-5

On request

RHOMBUS 



Technical data

Diameter		100 mm
Tread width		32 mm
Height		138,5 mm
Offset		38 mm
Stem size		28x44,5 mm
Load capacity		90 kg

Technical description

sheet steel metal housing

swivel bearing with double ball race

zinc passivated

also available with bolt hole LC (10,5 mm)
and swivel castors with directional brake (357r)

Wheel

thermoplastic elastomer tyre (TPE) iron grey RAL 7011 (Shore A 80)

plastic wheel centre and thread guard silver grey RAL7001

precision ball bearing

Contact discoloration on unsealed grounds possible!>>