









Swivel castor:

357a 29K150r ZPH-5

On request



Technical data

Diameter		150 mm
Tread width		32 mm
Height		184,5 mm
Offset		45 mm
Top plate dimensions		100x80 mm
Top plate hole diameter		9 mm
Dist. between holes		80x60 mm
Load capacity		130 kg

Technical description

sheet steel metal housing

swivel bearing with double ball race

zinc passivated

also available with bolt hole LC (10,5 mm)
and swivel castors with directional brake (357r)

Wheel

thermoplastic elastomer tyre (TPE) iron grey RAL 7011 (Shore A 80)

plastic wheel centre and thread guard silver grey RAL7001

precision ball bearing

Contact discoloration on unsealed grounds possible!>>